


Drum Corps United Kingdom

NEWPORT 18.09.05

**CADET CLASS**

|  |                       |                      |  |  |  |  |  |  |  |  |  |  |  |  |
|---|-----------------------|----------------------|--|--|--|--|--|--|--|--|--|--|--|--|
|   | 37th Kingswood Cadets | Black Knights Cadets |  |  |  |  |  |  |  |  |  |  |  |  |
| <b>Paul Morgan</b><br>GENERAL EFFECT MUSIC (30)                                   | 25                    | 20                   |  |  |  |  |  |  |  |  |  |  |  |  |
| <b>Mark Nicholson</b><br>GENERAL EFFECT VISUAL (30)                               | 24                    | 20                   |  |  |  |  |  |  |  |  |  |  |  |  |
| <b>Douglas Caldwell</b><br>OVERALL EFFECT (40)                                    | 35                    | 29                   |  |  |  |  |  |  |  |  |  |  |  |  |
| <b>SUB TOTAL (100)</b>  | 84                    | 69                   |  |  |  |  |  |  |  |  |  |  |  |  |
| <b>TOTAL PENALTIES</b>  | 0                     | 0                    |  |  |  |  |  |  |  |  |  |  |  |  |
| <b>SCORE (100)</b>  | 84.00                 | 69.00                |  |  |  |  |  |  |  |  |  |  |  |  |
| <b>PLACE</b>  | 1                     | 2                    |  |  |  |  |  |  |  |  |  |  |  |  |

**TABULATORS:**  
Ann Legon, John Legon, Julia Caldwell


**TIMING & PENALTIES:**  
Keith Darton

**JUNIOR CLASS**



Drum Corps United Kingdom  
NEWPORT 18.09.05

JUNIOR CLASS

|   |             |  |  |  |  |  |  |  |  |  |  |  |  |  |  |  |  |  |  |
|---|-------------|--|--|--|--|--|--|--|--|--|--|--|--|--|--|--|--|--|--|
|  | Squires     |  |  |  |  |  |  |  |  |  |  |  |  |  |  |  |  |  |  |
|   |             |  |  |  |  |  |  |  |  |  |  |  |  |  |  |  |  |  |  |
| <b>BRASS ANALYSIS</b><br>Clive Williamson   |             |  |  |  |  |  |  |  |  |  |  |  |  |  |  |  |  |  |  |
| COMPOSITION (75)  | 31          |  |  |  |  |  |  |  |  |  |  |  |  |  |  |  |  |  |  |
| EXCELLENCE (75)   | 24          |  |  |  |  |  |  |  |  |  |  |  |  |  |  |  |  |  |  |
| <b>TOTAL (150)</b>  | <b>55</b>   |  |  |  |  |  |  |  |  |  |  |  |  |  |  |  |  |  |  |
| <b>PERCUSSION ANALYSIS</b><br>Neil Cuddeford                                      |             |  |  |  |  |  |  |  |  |  |  |  |  |  |  |  |  |  |  |
| COMPOSITION (50)  | 15          |  |  |  |  |  |  |  |  |  |  |  |  |  |  |  |  |  |  |
| EXCELLENCE (50)   | 14          |  |  |  |  |  |  |  |  |  |  |  |  |  |  |  |  |  |  |
| <b>TOTAL (100)</b>  | <b>29</b>   |  |  |  |  |  |  |  |  |  |  |  |  |  |  |  |  |  |  |
| <b>VISUAL ANALYSIS</b><br>Ken Mansfield   |             |  |  |  |  |  |  |  |  |  |  |  |  |  |  |  |  |  |  |
| COMPOSITION (75)  | 28          |  |  |  |  |  |  |  |  |  |  |  |  |  |  |  |  |  |  |
| EXCELLENCE (75)   | 23          |  |  |  |  |  |  |  |  |  |  |  |  |  |  |  |  |  |  |
| <b>TOTAL (150)</b>  | <b>51</b>   |  |  |  |  |  |  |  |  |  |  |  |  |  |  |  |  |  |  |
| <b>COLOUR GUARD</b><br>Jason Wallace  |             |  |  |  |  |  |  |  |  |  |  |  |  |  |  |  |  |  |  |
| DESIGN (50)   | 20          |  |  |  |  |  |  |  |  |  |  |  |  |  |  |  |  |  |  |
| PERFORMANCE (50)  | 15          |  |  |  |  |  |  |  |  |  |  |  |  |  |  |  |  |  |  |
| <b>TOTAL (100)</b>  | <b>35</b>   |  |  |  |  |  |  |  |  |  |  |  |  |  |  |  |  |  |  |
| <b>GENERAL EFFECT MUSIC</b><br>Paul Morgan  |             |  |  |  |  |  |  |  |  |  |  |  |  |  |  |  |  |  |  |
| PROGRAMME ANALYSIS (75)   | 30          |  |  |  |  |  |  |  |  |  |  |  |  |  |  |  |  |  |  |
| PERFORMANCE ANALYSIS (75)   | 29          |  |  |  |  |  |  |  |  |  |  |  |  |  |  |  |  |  |  |
| <b>GENERAL EFFECT VISUAL</b><br>Mark Nicholson                                    |             |  |  |  |  |  |  |  |  |  |  |  |  |  |  |  |  |  |  |
| PROGRAMME ANALYSIS (75)   | 39          |  |  |  |  |  |  |  |  |  |  |  |  |  |  |  |  |  |  |
| PERFORMANCE ANALYSIS (75)   | 31          |  |  |  |  |  |  |  |  |  |  |  |  |  |  |  |  |  |  |
| <b>OVERALL EFFECT</b><br>Douglas Caldwell   |             |  |  |  |  |  |  |  |  |  |  |  |  |  |  |  |  |  |  |
| PROGRAMME ANALYSIS (100)  | 49          |  |  |  |  |  |  |  |  |  |  |  |  |  |  |  |  |  |  |
| PERFORMANCE ANALYSIS (100)  | 39          |  |  |  |  |  |  |  |  |  |  |  |  |  |  |  |  |  |  |
| <b>EFFECT TOTAL (500)</b>   | <b>217</b>  |  |  |  |  |  |  |  |  |  |  |  |  |  |  |  |  |  |  |
| <b>FINAL TOTAL (1000)</b>   | <b>387</b>  |  |  |  |  |  |  |  |  |  |  |  |  |  |  |  |  |  |  |
| <b>TOTAL PENALTIES</b>  | <b>0</b>    |  |  |  |  |  |  |  |  |  |  |  |  |  |  |  |  |  |  |
| <b>SCORE (100)</b>  | <b>38.7</b> |  |  |  |  |  |  |  |  |  |  |  |  |  |  |  |  |  |  |
| <b>PLACE</b>  | <b>1</b>    |  |  |  |  |  |  |  |  |  |  |  |  |  |  |  |  |  |  |

TABULATORS:


TIMING & PENALTIES:



Drum Corps United Kingdom

NEWPORT 18.09.05

A CLASS

|  | Stafford Lancers | Southern Aurora |  |  |  |  |  |  |  |  |  |  |  |
|---|------------------|-----------------|--|--|--|--|--|--|--|--|--|--|--|
|   |                  |                 |  |  |  |  |  |  |  |  |  |  |  |
| <b>BRASS ANALYSIS</b><br>Clive Williamson   |                  |                 |  |  |  |  |  |  |  |  |  |  |  |
| COMPOSITION (75)  | 51               | 55              |  |  |  |  |  |  |  |  |  |  |  |
| EXCELLENCE (75)   | 44               | 50              |  |  |  |  |  |  |  |  |  |  |  |
| <b>TOTAL (150)</b>  | <b>95</b>        | <b>105</b>      |  |  |  |  |  |  |  |  |  |  |  |
| <b>PERCUSSION ANALYSIS</b><br>Neil Cuddeford                                      |                  |                 |  |  |  |  |  |  |  |  |  |  |  |
| COMPOSITION (50)  | 36               | 38              |  |  |  |  |  |  |  |  |  |  |  |
| EXCELLENCE (50)   | 34               | 37              |  |  |  |  |  |  |  |  |  |  |  |
| <b>TOTAL (100)</b>  | <b>70</b>        | <b>75</b>       |  |  |  |  |  |  |  |  |  |  |  |
| <b>VISUAL ANALYSIS</b><br>Ken Mansfield   |                  |                 |  |  |  |  |  |  |  |  |  |  |  |
| COMPOSITION (75)  | 57               | 59              |  |  |  |  |  |  |  |  |  |  |  |
| EXCELLENCE (75)   | 53               | 56              |  |  |  |  |  |  |  |  |  |  |  |
| <b>TOTAL (150)</b>  | <b>110</b>       | <b>115</b>      |  |  |  |  |  |  |  |  |  |  |  |
| <b>COLOUR GUARD</b><br>Jason Wallace  |                  |                 |  |  |  |  |  |  |  |  |  |  |  |
| DESIGN (50)   | 30               | 40              |  |  |  |  |  |  |  |  |  |  |  |
| PERFORMANCE (50)  | 26               | 38              |  |  |  |  |  |  |  |  |  |  |  |
| <b>TOTAL (100)</b>  | <b>56</b>        | <b>78</b>       |  |  |  |  |  |  |  |  |  |  |  |
| <b>GENERAL EFFECT MUSIC</b><br>Paul Morgan  |                  |                 |  |  |  |  |  |  |  |  |  |  |  |
| PROGRAMME ANALYSIS (75)   | 59               | 65              |  |  |  |  |  |  |  |  |  |  |  |
| PERFORMANCE ANALYSIS (75)   | 56               | 63              |  |  |  |  |  |  |  |  |  |  |  |
| <b>GENERAL EFFECT VISUAL</b><br>Mark Nicholson                                    |                  |                 |  |  |  |  |  |  |  |  |  |  |  |
| PROGRAMME ANALYSIS (75)   | 49               | 58              |  |  |  |  |  |  |  |  |  |  |  |
| PERFORMANCE ANALYSIS (75)   | 46               | 54              |  |  |  |  |  |  |  |  |  |  |  |
| <b>OVERALL EFFECT</b><br>Douglas Caldwell   |                  |                 |  |  |  |  |  |  |  |  |  |  |  |
| PROGRAMME ANALYSIS (100)  | 64               | 73              |  |  |  |  |  |  |  |  |  |  |  |
| PERFORMANCE ANALYSIS (100)  | 60               | 66              |  |  |  |  |  |  |  |  |  |  |  |
| <b>EFFECT TOTAL (500)</b>   | <b>334</b>       | <b>379</b>      |  |  |  |  |  |  |  |  |  |  |  |
| <b>FINAL TOTAL (1000)</b>   | <b>665</b>       | <b>752</b>      |  |  |  |  |  |  |  |  |  |  |  |
| <b>TOTAL PENALTIES</b>  | 0                |                 |  |  |  |  |  |  |  |  |  |  |  |
| <b>SCORE (100)</b>  | <b>66.5</b>      | <b>75.2</b>     |  |  |  |  |  |  |  |  |  |  |  |
| <b>PLACE</b>  | <b>2</b>         | <b>1</b>        |  |  |  |  |  |  |  |  |  |  |  |

**TABULATORS:**  
Ann Legon, John Legon, Julia Caldwell


**TIMING & PENALTIES:**  
Keith Darton



Drum Corps United Kingdom

NEWPORT 18.09.05

OPEN CLASS

|  |                |                  |               |  |  |  |  |  |  |  |  |  |  |
|---|----------------|------------------|---------------|--|--|--|--|--|--|--|--|--|--|
|   | 37th Kingswood | Phoenix Coventry | Black Knights |  |  |  |  |  |  |  |  |  |  |
| <b>BRASS ANALYSIS</b><br>Clive Williamson   |                |                  |               |  |  |  |  |  |  |  |  |  |  |
| COMPOSITION (75)  | 51             | 51               | 62            |  |  |  |  |  |  |  |  |  |  |
| EXCELLENCE (75)   | 48             | 44               | 54            |  |  |  |  |  |  |  |  |  |  |
| <b>TOTAL (150)</b>  | <b>99</b>      | <b>95</b>        | <b>116</b>    |  |  |  |  |  |  |  |  |  |  |
| <b>PERCUSSION ANALYSIS</b><br>Neil Cuddeford                                      |                |                  |               |  |  |  |  |  |  |  |  |  |  |
| COMPOSITION (50)  | 37             | 39               | 38            |  |  |  |  |  |  |  |  |  |  |
| EXCELLENCE (50)   | 37             | 37               | 37            |  |  |  |  |  |  |  |  |  |  |
| <b>TOTAL (100)</b>  | <b>74</b>      | <b>76</b>        | <b>75</b>     |  |  |  |  |  |  |  |  |  |  |
| <b>VISUAL ANALYSIS</b><br>Ken Mansfield   |                |                  |               |  |  |  |  |  |  |  |  |  |  |
| COMPOSITION (75)  | 51             | 56               | 62            |  |  |  |  |  |  |  |  |  |  |
| EXCELLENCE (75)   | 50             | 50               | 59            |  |  |  |  |  |  |  |  |  |  |
| <b>TOTAL (150)</b>  | <b>101</b>     | <b>106</b>       | <b>121</b>    |  |  |  |  |  |  |  |  |  |  |
| <b>COLOUR GUARD</b><br>Jason Wallace  |                |                  |               |  |  |  |  |  |  |  |  |  |  |
| DESIGN (50)   | 32             | 30               | 39            |  |  |  |  |  |  |  |  |  |  |
| PERFORMANCE (50)  | 28             | 27               | 36            |  |  |  |  |  |  |  |  |  |  |
| <b>TOTAL (100)</b>  | <b>60</b>      | <b>57</b>        | <b>75</b>     |  |  |  |  |  |  |  |  |  |  |
| <b>GENERAL EFFECT MUSIC</b><br>Paul Morgan  |                |                  |               |  |  |  |  |  |  |  |  |  |  |
| PROGRAMME ANALYSIS (75)   | 63             | 63               | 69            |  |  |  |  |  |  |  |  |  |  |
| PERFORMANCE ANALYSIS (75)   | 61             | 62               | 67            |  |  |  |  |  |  |  |  |  |  |
| <b>GENERAL EFFECT VISUAL</b><br>Mark Nicholson                                    |                |                  |               |  |  |  |  |  |  |  |  |  |  |
| PROGRAMME ANALYSIS (75)   | 44             | 52               | 62            |  |  |  |  |  |  |  |  |  |  |
| PERFORMANCE ANALYSIS (75)   | 42             | 49               | 58            |  |  |  |  |  |  |  |  |  |  |
| <b>OVERALL EFFECT</b><br>Douglas Caldwell   |                |                  |               |  |  |  |  |  |  |  |  |  |  |
| PROGRAMME ANALYSIS (100)  | 69             | 71               | 78            |  |  |  |  |  |  |  |  |  |  |
| PERFORMANCE ANALYSIS (100)  | 64             | 65               | 76            |  |  |  |  |  |  |  |  |  |  |
| <b>EFFECT TOTAL (500)</b>   | <b>343</b>     | <b>362</b>       | <b>410</b>    |  |  |  |  |  |  |  |  |  |  |
| <b>FINAL TOTAL (1000)</b>   | <b>677</b>     | <b>696</b>       | <b>797</b>    |  |  |  |  |  |  |  |  |  |  |
| <b>TOTAL PENALTIES</b>  | 0              | 0                | 0             |  |  |  |  |  |  |  |  |  |  |
| <b>SCORE (100)</b>  | <b>67.7</b>    | <b>69.6</b>      | <b>79.7</b>   |  |  |  |  |  |  |  |  |  |  |
| <b>PLACE</b>  | <b>3</b>       | <b>2</b>         | <b>1</b>      |  |  |  |  |  |  |  |  |  |  |

**TABULATORS:**

Ann Legon, John Legon, Julia Caldwell

**TIMING & PENALTIES:**

Keith Darton