


**CADET CLASS FINALS**

	37th Kingswood Cadets	Black Knights Cadets										
<b>Doug Caldwell</b> GENERAL EFFECT MUSIC (30)	25	20										
<b>Mark Nicholson</b> GENERAL EFFECT VISUAL (30)	25	21										
<b>Ivan Balchin</b> OVERALL EFFECT (40)	35	25										
<b>SUB TOTAL (100)</b>	85	66										
<b>TOTAL PENALTIES</b>	0	0										
<b>SCORE (100)</b>	85.00	66.00										
<b>PLACE</b>	1	2										


**TABULATORS:**

John Legon  
Ann Legon

**TIMING & PENALTIES:**

Glenn Riley


### JUNIOR CLASS FINALS

	Squires	Staffordshire Knights	Stateside								
<b>BRASS ANALYSIS</b> Mike Usher											
COMPOSITION (75)	43	60	64								
EXCELLENCE (75)	43	57	60								
<b>TOTAL (150)</b>	<b>86</b>	<b>117</b>	<b>124</b>								
<b>PERCUSSION ANALYSIS</b> Paul Caswell											
COMPOSITION (50)	14	31	19								
EXCELLENCE (50)	13	30	19								
<b>TOTAL (100)</b>	<b>27</b>	<b>61</b>	<b>38</b>								
<b>VISUAL ANALYSIS</b> Pete Townsend											
COMPOSITION (75)	26	44	42								
EXCELLENCE (75)	23	41	39								
<b>TOTAL (150)</b>	<b>49</b>	<b>85</b>	<b>81</b>								
<b>COLOUR GUARD</b> John McAulay											
DESIGN (50)	16	37	27								
PERFORMANCE (50)	11	33	24								
<b>TOTAL (100)</b>	<b>27</b>	<b>70</b>	<b>51</b>								
<b>GENERAL EFFECT MUSIC</b> Paul Morgan											
PROGRAMME ANALYSIS (75)	36	56	51								
PERFORMANCE ANALYSIS (75)	31	54	49								
<b>GENERAL EFFECT VISUAL</b> Ken Mansfield											
PROGRAMME ANALYSIS (75)	28	58	57								
PERFORMANCE ANALYSIS (75)	23	54	52								
<b>OVERALL EFFECT</b> Ivan Balchin											
PROGRAMME ANALYSIS (100)	46	65	63								
PERFORMANCE ANALYSIS (100)	43	65	62								
<b>EFFECT TOTAL (500)</b>	<b>207</b>	<b>352</b>	<b>334</b>								
<b>FINAL TOTAL (1000)</b>	<b>396</b>	<b>685</b>	<b>628</b>								
<b>TOTAL PENALTIES</b>											
	0	0	0								
<b>SCORE (100)</b>											
	39.6	68.5	62.8								
<b>PLACE</b>											
	3	1	2								

**TABULATORS:**  
Pauline Scanlan  
Brenda Steele

**TIMING & PENALTIES:**  
Keith Darton

### A CLASS FINALS

	Phoenix Coventry	Concord																	
<b>BRASS ANALYSIS</b> Clive Williamson																			
COMPOSITION (75)		59	60																
EXCELLENCE (75)		51	56																
<b>TOTAL (150)</b>		<b>110</b>	<b>116</b>																
<b>PERCUSSION ANALYSIS</b> Neil Cuddeford																			
COMPOSITION (50)		37	39																
EXCELLENCE (50)		37	39																
<b>TOTAL (100)</b>		<b>74</b>	<b>78</b>																
<b>VISUAL ANALYSIS</b> Ken Mansfield																			
COMPOSITION (75)		45	52																
EXCELLENCE (75)		43	50																
<b>TOTAL (150)</b>		<b>88</b>	<b>102</b>																
<b>COLOUR GUARD</b> Jason Wallace																			
DESIGN (50)		28	33																
PERFORMANCE (50)		23	29																
<b>TOTAL (100)</b>		<b>51</b>	<b>62</b>																
<b>GENERAL EFFECT MUSIC</b> Paul Morgan																			
PROGRAMME ANALYSIS (75)		57	58																
PERFORMANCE ANALYSIS (75)		53	56																
<b>GENERAL EFFECT VISUAL</b> Pete Townsend																			
PROGRAMME ANALYSIS (75)		44	53																
PERFORMANCE ANALYSIS (75)		41	49																
<b>OVERALL EFFECT</b> Doug Caldwell																			
PROGRAMME ANALYSIS (100)		66	70																
PERFORMANCE ANALYSIS (100)		63	66																
<b>EFFECT TOTAL (500)</b>		<b>324</b>	<b>352</b>																
<b>FINAL TOTAL (1000)</b>		<b>647</b>	<b>710</b>																
<b>TOTAL PENALTIES</b>		0	0																
<b>SCORE (100)</b>		<b>64.7</b>	<b>71.0</b>																
<b>PLACE</b>		<b>2</b>	<b>1</b>																


**TABULATORS:**

Pauline Scanlan  
Brenda Steele

**TIMING & PENALTIES:**

Keith Darton

### OPEN CLASS FINALS

	Staffordshire Knights	Phoenix Coventry	Concord	Stafford Lancers	Poynton Commodores	37th Kingswood	Kidsgrove Scouts	Black Knights			
	<b>BRASS ANALYSIS</b> Clive Williamson										
COMPOSITION (75)	51	61	62	65	67	70	73	73			
EXCELLENCE (75)	48	56	57	62	65	68	71	70			
<b>TOTAL (150)</b>	<b>99</b>	<b>117</b>	<b>119</b>	<b>127</b>	<b>132</b>	<b>138</b>	<b>144</b>	<b>143</b>			
<b>PERCUSSION ANALYSIS</b> Paul Caswell											
COMPOSITION (50)	21	39	40	44	41	46	45	43			
EXCELLENCE (50)	19	38	39	43	40	45	45	43			
<b>TOTAL (100)</b>	<b>40</b>	<b>77</b>	<b>79</b>	<b>87</b>	<b>81</b>	<b>91</b>	<b>90</b>	<b>86</b>			
<b>VISUAL ANALYSIS</b> Ken Mansfield											
COMPOSITION (75)	40	46	54	56	63	62	68	71			
EXCELLENCE (75)	35	44	53	50	61	61	67	70			
<b>TOTAL (150)</b>	<b>75</b>	<b>90</b>	<b>107</b>	<b>106</b>	<b>124</b>	<b>123</b>	<b>135</b>	<b>141</b>			
<b>COLOUR GUARD</b> John McAulay											
DESIGN (50)	22	29	36	36	47	41	45	49			
PERFORMANCE (50)	20	26	30	33	45	39	44	48			
<b>TOTAL (100)</b>	<b>42</b>	<b>55</b>	<b>66</b>	<b>69</b>	<b>92</b>	<b>80</b>	<b>89</b>	<b>97</b>			
<b>GENERAL EFFECT MUSIC</b> Doug Caldwell											
PROGRAMME ANALYSIS (75)	42	55	57	59	62	65	70	70			
PERFORMANCE ANALYSIS (75)	40	52	56	56	59	62	66	68			
<b>GENERAL EFFECT VISUAL</b> Mark Nicholson											
PROGRAMME ANALYSIS (75)	39	47	55	57	63	62	68	70			
PERFORMANCE ANALYSIS (75)	36	43	52	52	61	61	67	69			
<b>OVERALL EFFECT</b> Ivan Balchin											
PROGRAMME ANALYSIS (100)	55	68	73	77	84	81	90	92			
PERFORMANCE ANALYSIS (100)	52	66	72	75	83	80	90	91			
<b>EFFECT TOTAL (500)</b>	<b>264</b>	<b>331</b>	<b>365</b>	<b>376</b>	<b>412</b>	<b>411</b>	<b>451</b>	<b>460</b>			
<b>FINAL TOTAL (1000)</b>	<b>520</b>	<b>670</b>	<b>736</b>	<b>765</b>	<b>841</b>	<b>843</b>	<b>909</b>	<b>927</b>			
<b>TOTAL PENALTIES</b>	0	0	0	0	0	0	0	0			
<b>SCORE (100)</b>	<b>52.0</b>	<b>67.0</b>	<b>73.6</b>	<b>76.5</b>	<b>84.1</b>	<b>84.3</b>	<b>90.9</b>	<b>92.7</b>			
<b>PLACE</b>	<b>8</b>	<b>7</b>	<b>6</b>	<b>5</b>	<b>4</b>	<b>3</b>	<b>2</b>	<b>1</b>			

**TABULATORS:**

Ann Legon  
John Legon

**TIMING & PENALTIES:**

Glenn Riley